BOSSARD
Proven Productivity

FASTEKS® FILKO® Blind rivet nuts

Efficient, blind, resilient

"FASTEKS® FILKO® blind rivet nuts are generally used for screw connections, they can also be applied in a combination of riveting and additional screw fastenings."

Content

Technical information 6 – 7

FASTEKS® FILKO® blind rivet nuts, flat head, open, cold-formed 8
Steel, zinc plated, thick coat passivated (RoHS compliant) ST
or stainless steel 1.4567 (A2) / AISI 304 Cu

FASTEKS® FILKO® blind rivet nuts, 90° countersunk head, open, cold-formed 9
Steel, zinc plated, thick coat passivated (RoHS compliant) ST
or stainless steel 1.4567 (A2) / AISI 304 Cu

FASTEKS® FILKO® blind rivet nuts, low profile head, open, cold-formed 10 – 11
Steel, zinc plated, thick coat passivated (RoHS compliant) ST
or stainless steel 1.4567 (A2) / AISI 304 Cu

FASTEKS® FILKO® blind rivet nuts, low profile head, open, cold-formed 12
Steel, zinc plated, thick coat passivated (RoHS compliant)

FASTEKS® FILKO® blind rivet nuts, flat head, open 13
Steel, zinc plated, thick coat passivated (RoHS compliant)

FASTEKS® FILKO® blind rivet nuts, low profile head, open 14
Steel, zinc plated, thick coat passivated (RoHS compliant)

FASTEKS® FILKO® blind rivet nuts, flat head, closed 15
Steel, zinc plated, thick coat passivated (RoHS compliant)

FASTEKS® FILKO® blind rivet nuts, low profile head, closed 16
Steel, zinc plated, thick coat passivated (RoHS compliant)

FASTEKS® FILKO® blind rivet nuts, flat head, open 17 – 18
Stainless steel (A2) AISI 302/304 / Stainless Steel 1.4404 (A4) / AISI 316L

FASTEKS® FILKO® blind rivet nuts, low profile head, open 19 – 20
Stainless steel (A2) AISI 302/304 / Stainless Steel 1.4404 (A4) / AISI 316L

FASTEKS® FILKO® blind rivet nuts, low profile head, open 21
Stainless steel (A2) AISI 302/304

FASTEKS® FILKO® blind rivet nuts, low profile head, closed 22
Stainless steel (A2) AISI 302/304

FASTEKS® FILKO® blind rivet bolts, flat head 24
Steel, zinc plated, thick coat passivated (RoHS compliant)

FASTEKS® FILKO® blind rivet bolts, countersunk head 25
Steel, zinc plated, thick coat passivated (RoHS compliant)

FASTEKS® FLEXINUT® blind clip-in nuts 26
Neoprene, brass

Hand tools and pneumatic-hydraulic tools 28 – 30

Technical performances, installation recommendations as well as unspecified tolerances regarding the dimensions of the parts have to be requested individual for each application before starting the series production.

All dimensions are specified in mm.

CHARACTERISTICS

FASTEKS® FILKO® – Fastening technology

FASTEKS® FILKO® blind rivet nuts are single-part hollow-thread nuts which are installed 'blind' from a single side without the need for reworking. They therefore represent an efficient and impressive solution. Generally used for screw connections, they can also be applied in a combination of riveting and additional screw fastenings. A resilient thread is produced as a result, especially on thin components and hollow sections. The pronounced rivet buldge on the rear side guarantees a high tear-out strength.

Advantages

- Can be installed from a single side – Important for applications with blind sided access
- Can be used as a blind rivet or blind rivet nut
- High tear-out strength as the result of pronounced rivet bulge
- Use on surface-treated parts possible
- We offer a wide range of different head shapes and material
- Efficient processing with manual, pneumatic or battery tools

3-D Data: https://bossard.partcommunity.com/3d-cad-models

FASTEKS® FILKO®

Technical information

Notes regarding installation

When installing blind rivet nuts, it is essential to follow a few basic instructions in order to ensure perfect screw connections with this system, as well as efficient functionality.

Determine the grip range for a specific clamped thickness

As well as the right choice of thread size and the material of the nut, it is necessary to select the grip range of the nut, depending on the clamped thickness 'K'.
If the clamped thickness 'K' is at the limit of the grip range, preliminary trials should be carried out. For example, plate thickness and drilled hole tolerances may make it necessary to use a blind rivet nut with a larger or smaller grip range.

Countersunk head nuts

When using countersunk head nuts, a fault-free 90-degree countersink is necessary. Take care only to countersink to a depth which ensures that the countersunk head of the nut protrudes by at least 0.1 mm after installation. This is necessary to ensure that the counterpiece can be supported by the nut, and that the frictional resistance generated during screw fastening prevents the nut from rotating.
With **low profile heads**, no countersinking of the drilled hole is necessary = time and cost saving.

Hole size

The hole size should not generally be larger than the shank dimension of the nut to be used, plus 0.1 mm. When this hole tolerance is complied with, the shank expansion which occurs during the installation gives the nut a firm grip, including twisting resistance.

Shank shapes

In the case of special requirements concerning resistance to twisting, we recommend blind rivet nuts with a knurled or hexagonal shank.
However, blind rivet nuts with a knurled shanks should only be used in relatively soft material.

Blind rivet nuts with a hexagonal shank always represent the best solution – when technically possible.
We will be pleased to provide advice in case of doubt.

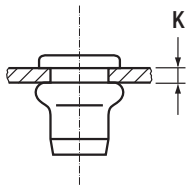

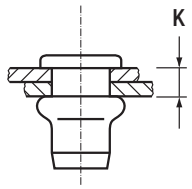

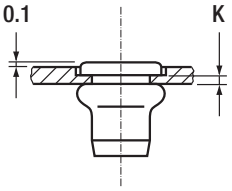

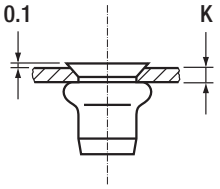

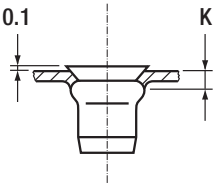

FASTEKS® FILKO®

Technical information

Installation sequence

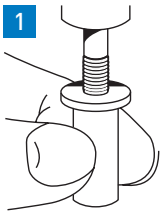

Stage 1
Thread the blind rivet nut onto the mandrel.

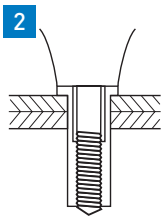

Stage 2
Insert the blind rivet nut into the installation hole.

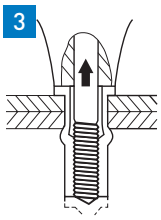

Stage 3
Compress – the nut is drawn against the mouth-piece of the tool and expands radi-ally in and behind the installation hole.

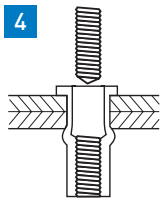

Stage 4
Retrieve the mandrel from the installed blind rivet nut.

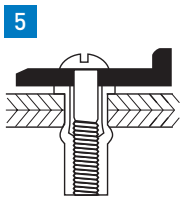

Stage 5
The blind rivet nut can now be loaded.

Configuration for checking torque – the screwed-on part must not rotate.

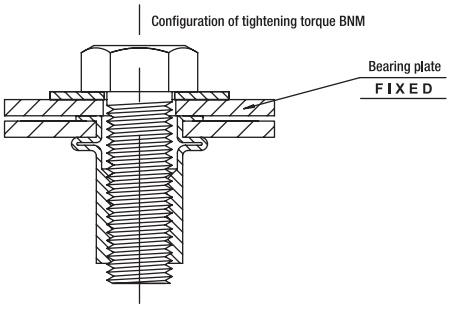

Technical data (standard values)

Thread	Stainless steel			Steel			Aluminum		
	Axial load kN	Shear force kN	Tightening torques Nm	Axial load kN	Shear force kN	Tightening torques Nm	Axial load kN	Shear force kN	Tightening torques Nm
M3	6.0	2.8	1.2	5.0	2.5	1.2	2.8	1.0	0.6
M4	9.0	3.3	3.1	8.0	3.0	3.1	4.8	1.4	2.0
M5	12.0	3.6	6.2	11.0	3.3	6.2	6.5	1.8	4.0
M6	16.0	5.0	10.2	15.0	4.4	10.2	8.3	2.6	6.0
M8	30.0	7.3	24.2	28.0	6.5	24.2	13.0	4.3	15.0
M10	40.0	8.6	48.6	38.0	8.0	48.6	20.0	6.6	27.0
M12	60.0	12.0	86.0	56.0	11.6	86.0	28.0	9.0	45.0

These values may vary considerably depending on the quality, surface and dimensional accuracy of screws, plate and installation hole – it is therefore advisable to run initial trials.

Tightening torque is not identical with torsion resistance!

FLAT HEAD, OPEN, COLD-FORMED

Blind rivet nuts

BN	Type shank	Material	
25547	FK round shank	ST	Steel, zinc plated, thick coat passivated (RoHS compliant)
25548	FK round shank	A2	stainless steel 1.4567 / AISI 304 Cu
25522	RFK knurled shank	ST	Steel, zinc plated, thick coat passivated (RoHS compliant)
25521	RFK knurled shank	A2	stainless steel 1.4567 / AISI 304 Cu
25550	HEX FK hexagonal shank	ST	Steel, zinc plated, thick coat passivated (RoHS compliant) ST
25551	HEX FK hexagonal shank	A2	stainless steel 1.4567 / AISI 304 Cu

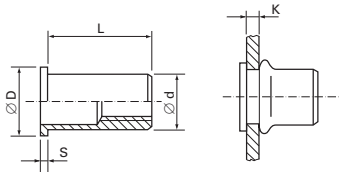

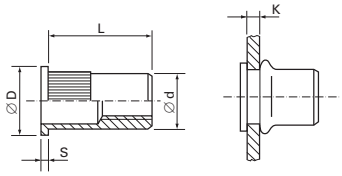

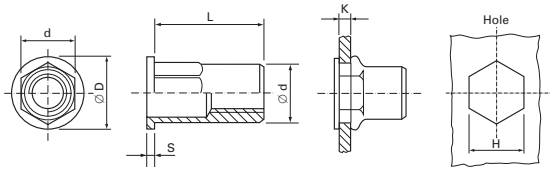

Ordering data example: BN 25522 - M4-20 RFK ST

- BN 25522 — Bossard Number BN
- M4-20 — Thread size M4 + code indicating grip range
- RFK — Type knurled shank
- ST — Material steel

Thread	Grip range K	=	Code	Hole-Ø/H +0.1	Ø d	Ø D	S	L
M4	0.3 – 2.0		20	6.0	6.0	9.0	0.8	9.7
	1.5 – 3.0		30					10.7
	2.5 – 4.0		40					11.7
M5	0.7 – 3.0		30	7.0	7.0	10.0	1.0	13.0
	2.0 – 4.0		40					15.0
M6	0.5 – 3.0		30	9.0	9.0	13.0	1.5	14.5
	3.5 – 6.0		60					17.5
M8	0.5 – 3.5		35	11.0	11.0	16.0	1.5	16.0
	3.0 – 6.0		60					18.5
M10	0.8 – 3.5		35	13.0	13.0	19.0	2.0	21.0
	3.0 – 6.0		60					24.0
M12	1.0 – 4.0		40	16.0	16.0	23.0	2.0	24.0
	3.5 – 7.0		70					28.0

Subject to change without notice. Please refer to your local Bossard E-Shop for the current assortment and dimensions.
Other variants upon request.

COUNTERSUNK HEAD 90°*, OPEN, COLD-FORMED

Blind rivet nuts

BN	Type shank	Material	
25558	SK round shank	ST	Steel, zinc plated, thick coat passivated (RoHS compliant)
25557	SK round shank	A2	stainless steel 1.4567 / AISI 304 Cu
25555	RSK knurled shank	ST	Steel, zinc plated, thick coat passivated (RoHS compliant)
25554	RSK knurled shank	A2	stainless steel 1.4567 / AISI 304 Cu

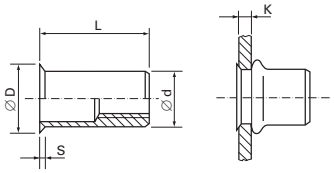

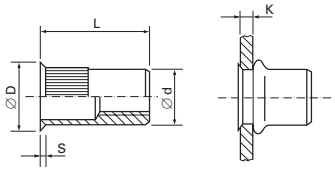

Ordering data example: BN 25555 - M4-36 RSK ST

- Bossard Number BN
- Thread size M4 + code indicating grip range
- Type knurled shank
- Material steel

Thread	Grip range K	=	Code	Hole-Ø/H +0.1	Ø d	Ø D	S	L
M4	1.5 – 3.5		36	6.0	6.0	9.0	1.5	11.5
	3.5 – 5.0		51					13.5
M5	2.0 – 4.0		41	7.0	7.0	10.0	1.5	13.0
	4.0 – 6.0		61					15.0
M6	1.0 – 3.0		31	9.0	9.0	11.0	1.0	14.0
	3.5 – 6.0		61					17.0
M8	1.0 – 3.0		31	11.0	11.0	13.0	1.0	16.0
	3.5 – 6.0		61					19.0
M10	1.5 – 4.0		41	13.0	13.0	15.5	1.6	22.0
	3.5 – 6.5		66					25.0
M12	1.7 – 4.5		46	16.0	16.0	19.0	1.8	26.0
	4.0 – 7.5		76					29.0

Subject to change without notice. Please refer to your local Bossard E-Shop for the current assortment and dimensions.
Other variants upon request.

* Countersinking of the drilled hole is necessary.

LOW PROFILE HEAD*, OPEN, COLD-FORMED

Blind rivet nuts

BN	Type shank	Material	
25559	TSN round shank	ST	Steel, zinc plated, thick coat passivated (RoHS compliant)
25544	TSN round shank	A2	stainless steel 1.4567 / AISI 304 Cu
25503	RTSN knurled shank	ST	Steel, zinc plated, thick coat passivated (RoHS compliant)
25030	RTSN knurled shank	A2	stainless steel 1.4567 / AISI 304 Cu
25545	HEX TSN hexagonal shank	ST	Steel, zinc plated, thick coat passivated (RoHS compliant)
25501	HEX TSN hexagonal shank	A2	stainless steel 1.4567 / AISI 304 Cu

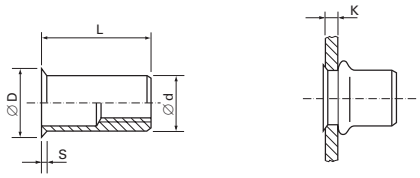

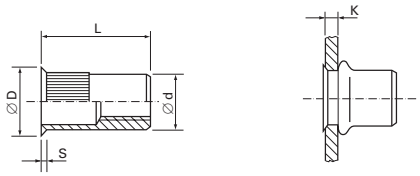

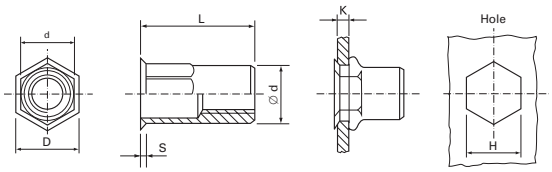

Ordering data example: BN 25503 - M4-20 RTSN ST

- BN 25503 – Bossard Number BN
- M4-20 – Thread size M4 + code indicating grip range
- RTSN – Type knurled shank
- ST – Material steel

Thread	Grip range K	=	Code	Hole-Ø/H +0.1	Ø d	Ø D	S	L
M4	0.3 – 2.0		20	6.0	6.0	6.8	0.5	10.5
	2.0 – 3.0		30					11.5
M5	0.5 – 3.0		30	7.0	7.0	8.0	0.5	11.5
	2.5 – 4.5		45					13.0
M6	0.5 – 3.0		30	9.0	9.0	10.0	0.6	14.5
	2.0 – 4.5		45					16.0
	3.5 – 6.0		60					17.5
M8	0.5 – 3.0		30	11.0	11.0	12.0	0.6	16.5
	2.0 – 4.5		45					18.0
	3.0 – 6.0		60					19.5
M10	0.8 – 3.5		35	13.0	13.0	14.2	0.6	20.0
	3.0 – 6.0		60					23.0
M12	1.0 – 4.0		40	16.0	16.0	17.2	0.6	24.0
	3.5 – 7.5		75					27.5

Subject to change without notice. Please refer to your local Bossard E-Shop for the current assortment and dimensions.
Other variants upon request.

* With low profile heads, no countersinking of the drilled hole is necessary ≙ time saving.

LOW PROFILE HEAD*, OPEN, COLD-FORMED

Blind rivet nuts

BN	Type shank	Material	
23235	Poly round shank	ST	Steel, zinc plated, thick coat passivated (RoHS compliant)
24018	Poly round shank	A2	stainless steel 1.4567 / AISI 304 Cu
25570	RPoly knurled shank	ST	Steel, zinc plated, thick coat passivated (RoHS compliant)
25569	RPoly knurled shank	A2	stainless steel 1.4567 / AISI 304 Cu
25568	HEX Poly hexagonal shank	ST	Steel, zinc plated, thick coat passivated (RoHS compliant)
25567	HEX Poly hexagonal shank	A2	stainless steel 1.4567 / AISI 304 Cu

Grip range of up to 3.0 for all thread sizes.

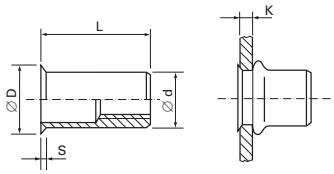

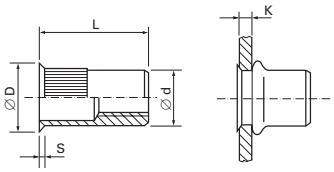

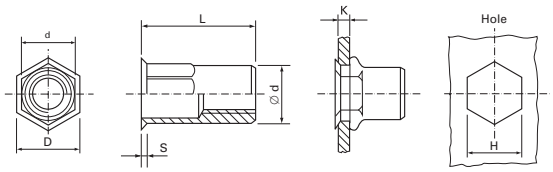

Ordering data example: BN 25555 - M4 RPoly ST

- Bossard Number BN
- Thread size M4
- Type knurled shank
- Material steel

Thread	Grip range K	Hole-Ø/H +0.1	Ø d	Ø D	S	L
M4	0.5 – 3.0	7.0	7.0	8.0	0.5	10.5
M6	0.5 – 3.0	8.0	8.0	9.0	0.5	13.0
M8	0.5 – 3.0	10.0	10.0	11.0	0.5	15.5

Subject to change without notice. Please refer to your local Bossard E-Shop for the current assortment and dimensions.
Other variants upon request.

* With low profile heads, no countersinking of the drilled hole is necessary ≙ time saving.

LOW PROFILE HEAD*, OPEN, COLD-FORMED

Blind rivet nuts

BN	Type shank	Material	
25565	AVKS round shank	ST	Steel, zinc plated, thick coat passivated (RoHS compliant)
23393	AVKS round shank	A2	stainless steel 1.4567 / AISI 304 Cu
25566	AVRKS knurled shank	ST	Steel, zinc plated, thick coat passivated (RoHS compliant)
23395	AVKRS knurled shank	A2	stainless steel 1.4567 / AISI 304 Cu
25564	AVHEXKS hexagonal shank	ST	Steel, zinc plated, thick coat passivated (RoHS compliant)
23394	AVHEXKS hexagonal shank	A2	stainless steel 1.4567 / AISI 304 Cu

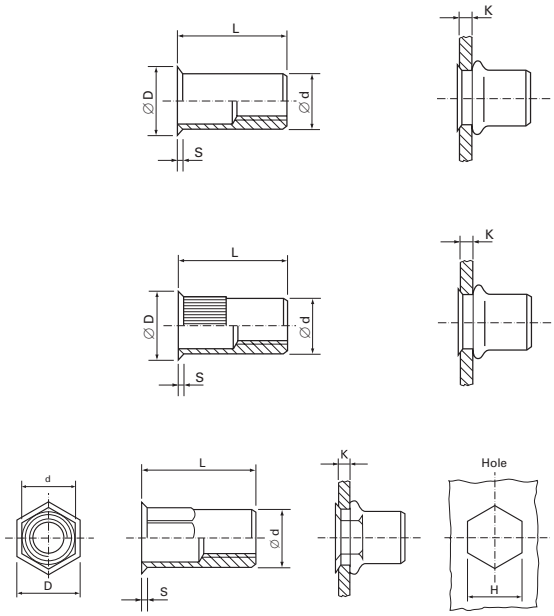

Ordering data example: BN 25566 - M4 AVRKS ST

- Bossard Number BN
- Thread size M4
- Type knurled shank
- Material steel

Thread	Grip range K	Hole-Ø/H +0.1	Ø d	Ø D	S	L
M4	0.5 – 2.0	6.4	6.4	7.1	0.5	10.5
M5	0.5 – 3.0	7.2	7.2	7.9	0.6	12.0
M6	0.5 – 3.0	9.5	9.5	10.6	0.6	14.0
M8	0.5 – 3.0	10.5	10.5	11.3	0.6	16.0

Subject to change without notice. Please refer to your local Bossard E-Shop for the current assortment and dimensions.
Other variants upon request.

* With low profile heads, no countersinking of the drilled hole is necessary ≙ time saving.

FLAT HEAD, OPEN

Blind rivet nuts

BN	Type shank	Material
25527	UC round shank	Steel, zinc plated, thick coat passivated (RoHS compliant)
25526	RUC knurled shank	Steel, zinc plated, thick coat passivated (RoHS compliant)
25036	HUC hexagonal shank	Steel, zinc plated, thick coat passivated (RoHS compliant)

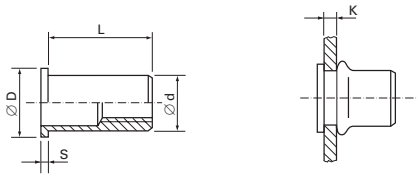

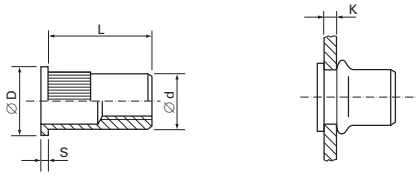

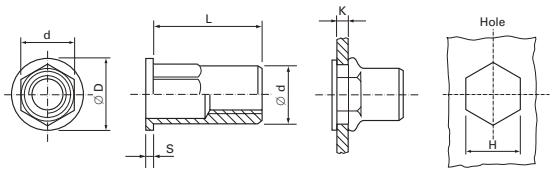

Ordering data example: BN 25526 - M4 RUC / FEF3.0

- Bossard Number BN
- Thread size M4
- Type knurled shank
- Code indicating grip range

Thread	Grip range K	=	Code	Hole-Ø/H +0.1	Ø d	Ø D	S	L
M3	up to 1.7		FEF 1.7	5.0	5.0	7.0	0.8	7.7
	1.1 – 2.3		FEF 2.3					8.3
M4	up to 2.1		FEF 2.1	6.0	6.0	8.0	0.8	10.1
	1.3 – 3.0		FEF 3.0					10.9
M5	up to 1.5		FEF 1.5	7.0	7.0	9.0	1.0	10.7
	1.0 – 2.5		FEF 2.5					11.7
	1.5 – 3.5		FEF 3.5					12.7
M6	up to 2.5		FEF 2.5	9.0	9.0	11.0	1.2	14.2
	1.5 – 3.5		FEF 3.5					15.2
M8	1.0 – 3.0		FEF 3.0	11.0	11.0	14.0	1.5	15.6
	3.0 – 5.0		FEF 5.0					18.0
M10	0.5 – 4.0		FEF 4.0	13.0	13.0	16.0	1.5	21.3
	3.0 – 5.5		FEF 5.5					23.0
M12	up to 4.2		FEF 4.2	16.0	16.0	20.0	1.7	24.0
	3.5 – 7.6		FEF 7.6					27.6

Subject to change without notice. Please refer to your local Bossard E-Shop for the current assortment and dimensions.
Other variants upon request.

LOW PROFILE HEAD*, OPEN

Blind rivet nuts

BN	Type shank	Material
25027	UC round shank	Steel, zinc plated, thick coat passivated (RoHS compliant)
25508	RUC knurled shank	Steel, zinc plated, thick coat passivated (RoHS compliant)
25039	HUC hexagonal shank	Steel, zinc plated, thick coat passivated (RoHS compliant)

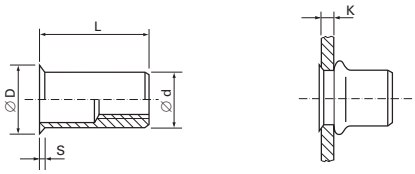

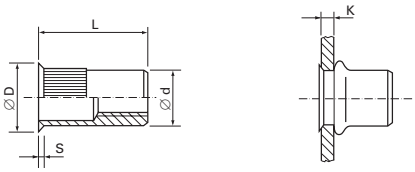

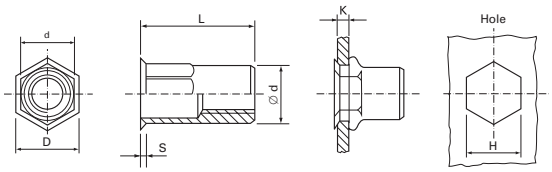

Ordering data example: BN 25508 - M4 RUC / FEKS 3.0

- Bossard Number BN
- Thread size M4
- Type knurled shank
- Code indicating grip range

Thread	Grip range K	=	Code	Hole-Ø/H +0.1	Ø d	Ø D	S	L
M3	up to 1.1		FEKS 1.1	5.0	5.0	5.8	0.3	7.2
	1.1 –2.3		FEKS 2.3					8.6
M4	up to 1.3		FEKS 1.3	6.0	6.0	6.8	0.3	9.4
	1.3 – 3.0		FEKS 3.0					11.0
M5	up to 1.5		FEKS 1.5	7.0	7.0	8.0	0.4	10.8
	1.0 – 2.5		FEKS 2.5					11.8
	1.5 – 3.5		FEKS 3.5					12.8
M6	up to 1.5		FEKS 1.5	9.0	9.0	10.0	0.4	13.3
	1.5 – 3.5		FEKS 3.5					15.3
M8	up to 1.8		FEKS 1.8	11.0	11.0	12.0	0.4	14.5
	1.0 – 3.0		FEKS 3.0					15.9
	3.0 – 5.0		FEKS 5.0					17.8
M10	up to 3.2		FEKS 3.2	13.0	13.0	14.4	0.5	20.7
	3.0 – 5.5		FEKS 5.5					22.9
M12	up to 4.2		FEKS 4.2	16.0	16.0	17.4	0.5	24.1
	3.5 – 7.6		FEKS 7.6					27.7

Subject to change without notice. Please refer to your local Bossard E-Shop for the current assortment and dimensions.
Other variants upon request.

* With low profile heads, no countersinking of the drilled hole is necessary ≙ time saving.

FLAT HEAD, CLOSED

Blind rivet nuts

BN	Type shank	Material
25540	UC round shank	Steel, zinc plated, thick coat passivated (RoHS compliant)
25525	RUC knurled shank	Steel, zinc plated, thick coat passivated (RoHS compliant)
25510	HUC hexagonal shank	Steel, zinc plated, thick coat passivated (RoHS compliant)

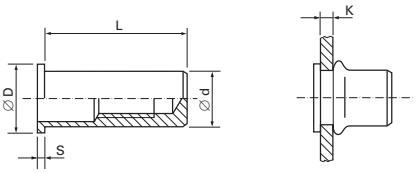

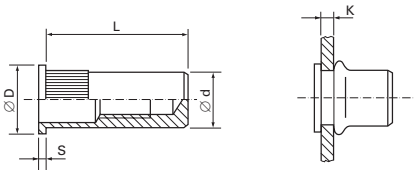

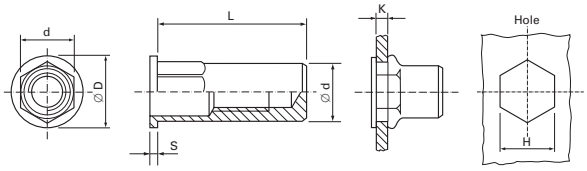

Ordering data example: BN 25525 - M4 RUC / FEFG 3.7

- Bossard Number BN
- Thread size M4
- Type knurled shank
- Code indicating grip range

Thread	Grip range K	=	Code	Hole-Ø/H +0.1	Ø d	Ø D	S	L
M3	up to 1.1		FEFG 1.1	5.0	5.0	7.0	0.8	11.6
	1.1 – 2.3		FEFG 2.3					12.8
	2.3 – 3.0		FEFG 3.0					13.4
M4	up to 2.1		FEFG 2.1	6.0	6.0	8.0	0.8	15.8
	1.7 – 3.7		FEFG 3.7					17.4
M5	up to 1.5		FEFG 1.5	7.0	7.0	9.0	1.0	17.2
	1.0 – 2.5		FEFG 2.5					18.2
	2.0 – 3.5		FEFG 3.5					19.2
M6	0.5 – 2.5		FEFG 2.5	9.0	9.0	11.0	1.2	22.2
	1.5 – 3.5		FEFG 3.5					23.2
M8	1.0 – 3.0		FEFG 3.0	11.0	11.0	14.0	1.5	25.1
	3.0 – 5.0		FEFG 5.0					27.5
M10	0.5 – 4.0		FEFG 4.0	13.0	13.0	16.0	1.5	32.8
	2.5 – 5.5		FEFG 5.5					34.3
M12	up to 4.2		FEFG 4.2	16.0	16.0	20.0	1.7	36.0
	3.5 – 7.6		FEFG 7.6					39.6

Subject to change without notice. Please refer to your local Bossard E-Shop for the current assortment and dimensions.
Other variants upon request.

LOW PROFILE HEAD*, CLOSED

Blind rivet nuts

BN	Type shank	Material
25524	UC round shank	Steel, zinc plated, thick coat passivated (RoHS compliant)
25507	RUC knurled shank	Steel, zinc plated, thick coat passivated (RoHS compliant)
25509	HUC hexagonal shank	Steel, zinc plated, thick coat passivated (RoHS compliant)

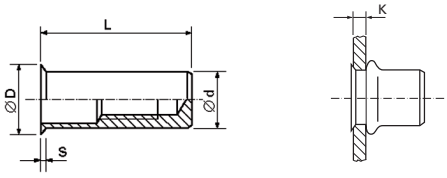

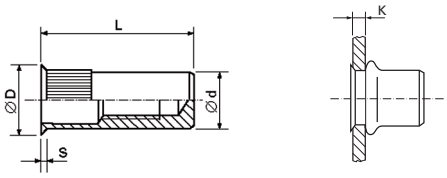

Ordering data example: BN 25507 - M4 RUC / FEKSG 3.0

- Bossard Number BN
- Thread size M4
- Type knurled shank
- Code indicating grip range

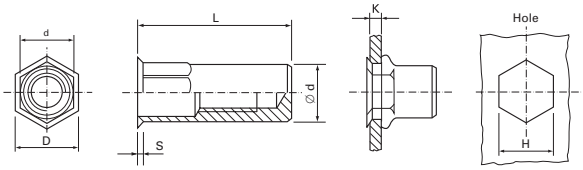

Thread	Grip range K	=	Code	Hole-Ø/H +0.1	Ø d	Ø D	S	L
M3	up to 1.1		FEKSG 1.1	5.0	5.0	5.8	0.3	11.7
	1.0 – 2.3		FEKSG 2.3					12.9
	2.1 – 3.2		FEKSG 3.2					13.8
M4	up to 1.3		FEKSG 1.3	6.0	6.0	6.8	0.3	15.1
	1.3 – 3.0		FEKSG 3.0					16.8
M5	up to 1.5		FEKSG 1.5	7.0	7.0	8.0	0.4	16.5
	1.0 – 2.5		FEKSG 2.5					17.5
	1.5 – 3.5		FEKSG 3.5					18.5
M6	up to 1.5		FEKSG 1.5	9.0	9.0	10.0	0.4	21.3
	1.5 – 3.5		FEKSG 3.5					23.3
M8	up to 1.8		FEKSG 1.8	11.0	11.0	12.0	0.4	24.0
	1.0 – 3.0		FEKSG 3.0					25.4
	3.0 – 5.0		FEKSG 5.0					27.8
M10	up to 3.2		FEKSG 3.2	13.0	13.0	14.4	0.5	32.0
	3.0 – 5.5		FEKSG 5.5					34.4
M12	up to 4.2		FEKSG 4.2	16.0	16.0	17.4	0.5	36.1
	3.5 – 7.6		FEKSG 7.6					39.7

Subject to change without notice. Please refer to your local Bossard E-Shop for the current assortment and dimensions.
Other variants upon request.

* With low profile heads, no countersinking of the drilled hole is necessary ≙ time saving.

FLAT HEAD, OPEN

Blind rivet nuts

BN	Type shank	Material
25022	C round shank	Steel, zinc plated, thick coat passivated (RoHS compliant)
25513	RC knurled shank	Steel, zinc plated, thick coat passivated (RoHS compliant)
25035	HC hexagonal shank	Steel, zinc plated, thick coat passivated (RoHS compliant)

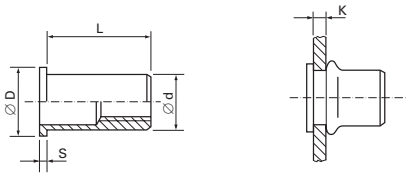

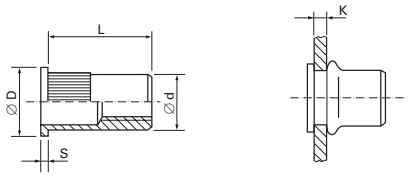

Ordering data example: BN 25513 - M4 RC / ROF 3.0

- Bossard Number BN
- Thread size M4
- Type knurled shank
- Code indicating grip range

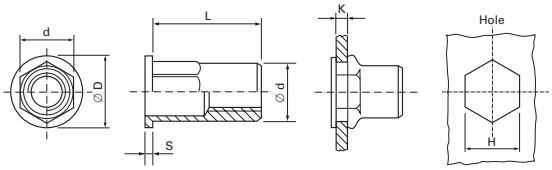

Thread	Grip range K	=	Code	Hole-Ø/H +0.1	Ø d	Ø D	S	L
M3	up to 1.1		ROF 1.1	5.0	5.0	7.0	0.8	7.2
	1.0 – 2.3		ROF 2.3					7.8
	2.3 – 3.0		ROF 3.0					8.5
M4	up to 1.3		ROF 1.3	6.0	6.0	8.0	0.8	8.3
	0.8 – 2.1		ROF 2.1					9.1
	1.8 – 3.0		ROF 3.0					9.9
M5	up to 1.5		ROF 1.5	7.0	7.0	9.0	1.0	9.5
	1.0 – 2.5		ROF 2.5					10.5
	1.5 – 3.5		ROF 3.5					11.5
M6	0.5 – 2.5		ROF 2.5	9.0	9.0	11.0	1.2	12.8
	1.5 – 3.5		ROF 3.5					13.8
M8	1.0 – 3.0		ROF 3.0	11.0	11.0	14.0	1.5	15.1
	3.0 – 5.0		ROF 5.0					17.4
M10	1.0 – 4.0		ROF 4.0	13.0	13.0	16.0	1.5	19.8
	2.5 – 5.5		ROF 5.5					21.3
M12	up to 4.2		ROF 4.2	16.0	16.0	20.0	1.7	20.6
	4.0 – 7.6		ROF 7.6					26.0

Subject to change without notice. Please refer to your local Bossard E-Shop for the current assortment and dimensions.
Other variants upon request.

FLAT HEAD, OPEN

Blind rivet nuts

BN	Type shank	Material	
25021	C round shank	A4	Stainless steel 1.4404 / AISI 316L
24031	RC knurled shank	A4	Stainless steel 1.4404 / AISI 316L
25034	HC hexagonal shank	A4	Stainless steel 1.4404 / AISI 316L

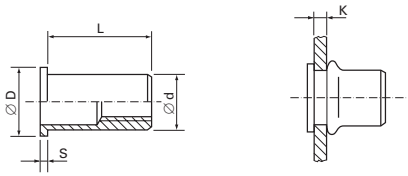

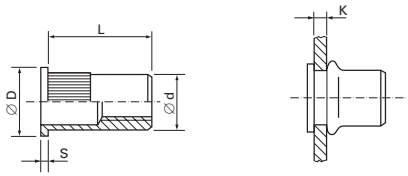

Ordering data example: BN 24031 - M4 RC / 4404F 3.0

- Bossard Number BN
- Thread size M4
- Type knurled shank
- Code indicating grip range

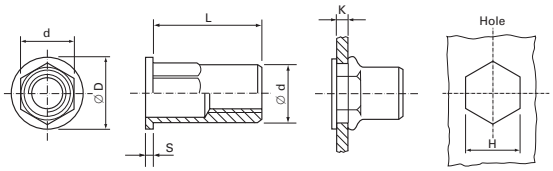

Thread	Grip range K	=	Code	Hole-Ø/H +0.1	Ø d	Ø D	S	L
M4	up to 1.3		4404F 1.3	6.0	6.0	8.0	0.8	8.3
	0.8 – 2.1		4404F 2.1					9.0
	1.8 – 3.0		4404F 3.0					9.9
M5	up to 1.5		4404F 1.5	7.0	7.0	9.0	1.0	9.5
	1.5 – 3.5		4404F 3.5					11.5
M6	up to 1.5		4404F 1.5	9.0	9.0	11.0	1.2	11.8
	1.5 – 3.5		4404F 3.5					13.8
M8	up to 1.8		4404F 1.8	11.0	11.0	14.0	1.5	13.9
	1.0 – 3.0		4404F 3.0					15.4
	3.0 – 5.0		4404F 5.0					17.3

Subject to change without notice. Please refer to your local Bossard E-Shop for the current assortment and dimensions.
Other variants upon request.

LOW PROFILE HEAD*, OPEN

Blind rivet nuts

BN	Type shank	Material	
25026	C round shank	A2	Stainless steel AISI 302/304
25515	RC knurled shank	A2	Stainless steel AISI 302/304
25038	HC hexagonal shank	A2	Stainless steel AISI 302/304

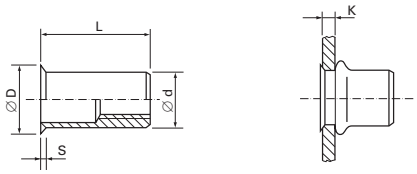

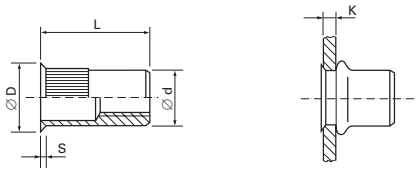

Ordering data example: BN 25515 - M4 RC / ROKS 3.0

- Bossard Number BN
- Thread size M4
- Type knurled shank
- Code indicating grip range

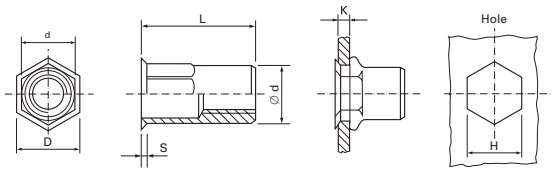

Thread	Grip range K	=	Code	Hole-Ø/H +0.1	Ø d	Ø D	S	L
M3	up to 1.1		ROKS 1.1	5.0	5.0	5.8	0.3	6.7
	1.0 – 2.3		ROKS 2.3					7.9
	2.3 – 3.2		ROKS 3.2					9.1
M4	up to 1.3		ROKS 1.3	6.0	6.0	6.8	0.3	8.4
	1.0 – 2.3		ROKS 2.3					9.7
	1.8 – 3.0		ROKS 3.0					10.0
M5	up to 1.5		ROKS 1.5	7.0	7.0	8.0	0.4	9.6
	1.0 – 2.5		ROKS 2.5					10.6
	1.5 – 3.5		ROKS 3.5					11.6**
M6	up to 1.5		ROKS 1.5	9.0	9.0	10.0	0.4	11.9
	1.5 – 3.5		ROKS 3.5					13.9
M8	up to 1.8		ROKS 1.8	11.0	11.0	12.0	0.4	14.1
	1.0 – 3.0		ROKS 3.0					15.6
	3.0 – 5.0		ROKS 5.0					17.4
M10	up to 3.2		ROKS 3.2	13.0	13.0	14.4	0.5	19.0
	2.5 – 5.5		ROKS 5.5					21.4
M12	up to 4.2		ROKS 4.2	16.0	16.0	17.4	0.5	22.5
	4.0 – 7.6		ROKS 7.6					26.1

Subject to change without notice. Please refer to your local Bossard E-Shop for the current assortment and dimensions.
Other variants upon request.

* With low profile heads, no countersinking of the drilled hole is necessary ≙ time saving.
** Length for type HC = 12.9

LOW PROFILE HEAD*, OPEN

Blind rivet nuts

BN	Type shank	Material	
25025	C round shank	A4	Stainless steel 1.4404 / AISI 316L
24032	RC knurled shank	A4	Stainless steel 1.4404 / AISI 316L
25037	HC hexagonal shank	A4	Stainless steel 1.4404 / AISI 316L

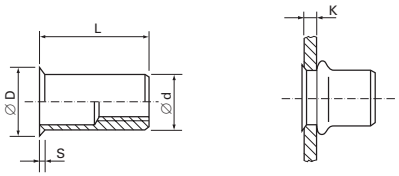

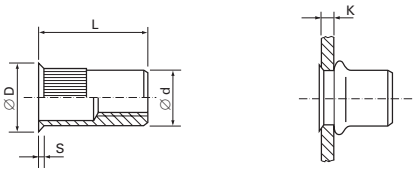

Ordering data example: BN 24032 - M4 RC / 4404KS 3.0

- Bossard Number BN
- Thread size M4
- Type knurled shank
- Code indicating grip range

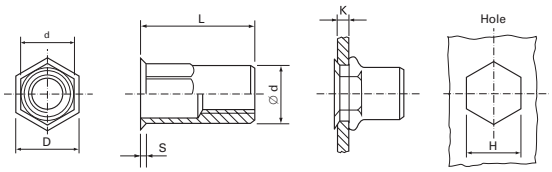

Thread	Grip range K	=	Code	Hole-Ø/H +0.1	Ø d	Ø D	S	L
M4	up to 1.3		4404KS 1.3	6.0	6.0	6.8	0.3	8.4
	1.0 – 2.3		4404KS 2.3					9.7
	1.8 – 3.0		4404KS 3.0					10.0
M5	up to 1.5		4404KS 1.5	7.0	7.0	8.0	0.4	9.6
	1.5 – 3.5		4404KS 3.5					11.6
M6	up to 1.5		4404KS 1.5	9.0	9.0	10.0	0.4	11.9
	1.5 – 3.5		4404KS 3.5					13.9
M8	up to 1.8		4404KS 1.8	11.0	11.0	12.0	0.4	14.1
	1.0 – 3.0		4404KS 3.0					15.6
	3.0 – 5.0		4404KS 5.0					17.4

Subject to change without notice. Please refer to your local Bossard E-Shop for the current assortment and dimensions.
Other variants upon request.

* With low profile heads, no countersinking of the drilled hole is necessary ≙ time saving.

FLAT HEAD, CLOSED

Blind rivet nuts

BN	Type shank	Material	
25511	C round shank	A2	Stainless steel AISI 302/304
25514	RC knurled shank	A2	Stainless steel AISI 302/304
23363	HC hexagonal shank	A2	Stainless steel AISI 302/304

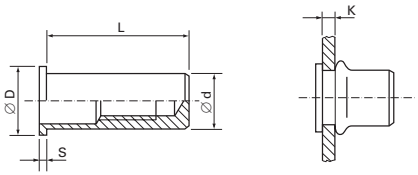

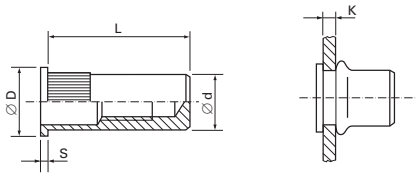

Ordering data example: BN 25514 - M4 RC / ROFG 3.7

- Bossard Number BN
- Thread size M4
- Type knurled shank
- Code indicating grip range

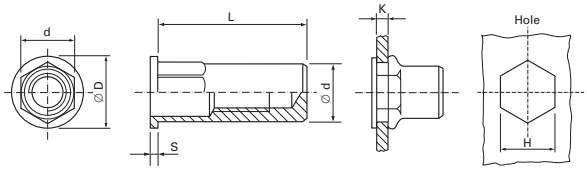

Thread	Grip range K	=	Code	Hole-Ø/H +0.1	Ø d	Ø D	S	L
M3	up to 1.1		ROFG 1.1	5.0	5.0	7.0	0.8	11.2
	1.0 – 2.3		ROFG 2.3					11.9
	2.3 – 3.0		ROFG 3.0					12.6
M4	up to 1.3		ROFG 1.3	6.0	6.0	8.0	0.8	14.0
	0.8 – 2.1		ROFG 2.1					14.8
	2.5 – 3.7		ROFG 3.7					16.4
M5	up to 1.5		ROFG 1.5	7.0	7.0	9.0	1.0	16.0
	1.0 – 2.5		ROFG 2.5					17.0
	1.5 – 3.5		ROFG 3.5					18.0
M6	0.5 – 2.5		ROFG 2.5	9.0	9.0	11.0	1.2	20.8
	1.5 – 3.5		ROFG 3.5					21.8
M8	1.0 – 3.0		ROFG 3.0	11.0	11.0	14.0	1.5	23.8
	3.0 – 5.0		ROFG 5.0					26.2
M10	1.0 – 4.0		ROFG 4.0	13.0	13.0	16.0	1.5	31.8
	2.5 – 5.5		ROFG 5.5					32.8
M12	up to 4.2		ROFG 4.2	16.0	16.0	20.0	1.7	34.3
	4.0 – 7.6		ROFG 7.6					37.9

Subject to change without notice. Please refer to your local Bossard E-Shop for the current assortment and dimensions.
Other variants upon request.

LOW PROFILE HEAD*, CLOSED

Blind rivet nuts

BN	Type shank	Material	
25512	C round shank	A2	Stainless steel AISI 302/304
25516	RC knurled shank	A2	Stainless steel AISI 302/304
25518	HC hexagonal shank	A2	Stainless steel AISI 302/304

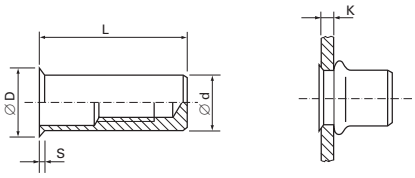

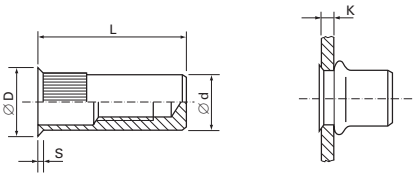

Ordering data example: BN 25516 - M4 RC / ROKSG 3.0

- Bossard Number BN
- Thread size M4
- Type knurled shank
- Code indicating grip range

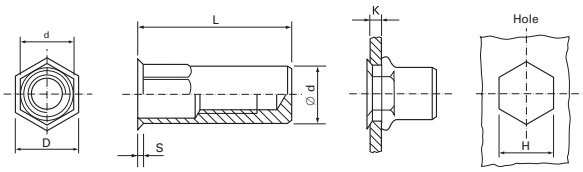

Thread	Grip range K	=	Code	Hole-Ø/H +0.1	Ø d	Ø D	S	L
M3	up to 1.1		ROKSG 1.1	5.0	5.0	5.8	0.3	10.7
	1.0 – 2.3		ROKSG 2.3					11.9
	2.3 – 3.2		ROKSG 3.2					13.8
M4	up to 1.3		ROKSG 1.3	6.0	6.0	6.8	0.3	14.4
	1.0 – 2.3		ROKSG 2.3					15.0
	1.8 – 3.0		ROKSG 3.0					16.0
M5	up to 1.5		ROKSG 1.5	7.0	7.0	8.0	0.4	16.5
	1.0 – 2.5		ROKSG 2.5					17.5
	1.5 – 3.5		ROKSG 3.5					18.5
M6	up to 1.5		ROKSG 1.5	9.0	9.0	10.0	0.4	19.9
	1.5 – 3.5		ROKSG 3.5					21.9
M8	up to 1.8		ROKSG 1.8	11.0	11.0	12.0	0.4	23.3
	1.0 – 3.0		ROKSG 3.0					24.8
	3.0 – 5.0		ROKSG 5.0					26.9
M10	up to 3.2		ROKSG 3.2	13.0	13.0	14.4	0.5	31.0
	2.5 – 5.5		ROKSG 5.5					33.4
M12	up to 4.2		ROKSG 4.2	16.0	16.0	17.4	0.5	34.5
	4.0 – 7.6		ROKSG 7.6					37.9

Subject to change without notice. Please refer to your local Bossard E-Shop for the current assortment and dimensions.
Other variants upon request.

* With low profile heads, no countersinking of the drilled hole is necessary ≙ time saving.

FLAT HEAD

Blind rivet bolts

BN 25050

Material
Steel

We recommend the following tools:
Type DFS 309 T or KVT-types with appropriate ancillary equipment, see page 28 – 30.

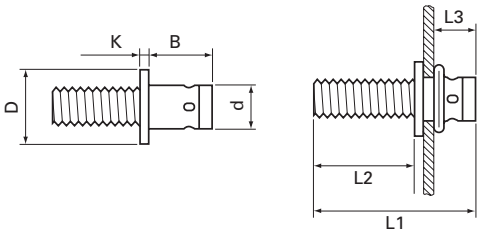

Ordering data example: BN 25050 - M5x 2010

- Bossard Number BN
- Thread size M5
- Order code

Thread	Order code	Grip range K	Hole-Ø +0.1	D	K	B	d	L1	L2*	L3*
M5	M5x2010	0.2 – 2.0	6.6	9.0	0.75	9.0	6.5	18.0	10.0	4.5
	M5x2015							23.0	15.0	
	M5x3510	2.0 – 3.5				10.5		18.0	10.0	
	M5x3515							23.0	15.0	
M6	M6x2510	0.5 – 2.4	7.8	10.0	1.00	10.0	7.7	19.5	10.0	5.0
	M6x2515							24.5	15.0	
	M6x2520							29.5	20.0	
	M6x4010	2.5 – 4.0	7.8	10.0	1.00	11.5	7.7	19.5	10.0	5.0
	M6x4015							24.5	15.0	
	M6x4020							29.5	20.0	
	M6x6010	4.0 – 6.0	7.8	10.0	1.00	13.5	7.7	21.0	10.0	5.0
	M6x6012							24.0	12.0	
	M6x6015							26.0	15.0	
	M6x6020							31.0	20.0	
M8	M8x3015	0.3 – 3.0	9.9	12.0	1.50	12.5	9.8	27.0	15.0	7.0
	M8x3020							32.0	20.0	
	M8x5015	3.0 – 5.0				15.0		27.0	15.0	
	M8x5020							32.0	20.0	

Subject to change without notice. Please refer to your local Bossard E-Shop for the current assortment and dimensions.
Other variants upon request.

* Dimensions may differ according to the stroke setting of the tool.

COUNTERSUNK HEAD

Blind rivet bolts

BN 25051

Material
Steel

We recommend the following tools:
Type DFS 309 T or KVT-types with appropriate ancillary equipment, see page 28 – 30.

Additional types on request

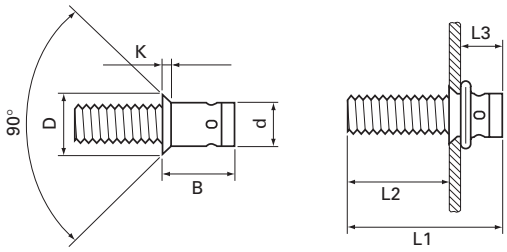

Ordering data example: BN 25051 - M5x 3110

- Bossard Number BN
- Thread size M5
- Order code

Thread	Order code	Grip range K	Hole-Ø +0.1	D	K	B	d	L1	L2*	L3*
M5	M5x3110	1.5 – 3.0	6.6	9.0	1.40	10.0	6.5	18.0	10.0	4.5
	M5x3115							23.0	15.0	
M6	M6x3610	1.5 – 3.4	7.8	10.0	1.30	11.0	7.7	19.5	10.0	5.0
	M6x3615							24.5	15.0	
	M6x3620							29.5	20.0	
M8	M8x4115	1.5 – 4.0	9.9	12.0	1.30	13.5	9.8	27.0	15.0	7.0
	M8x4120							32.0	20.0	
	M8x5615	4.0 – 5.5				15.0		27.0	15.0	
	M8x5620							32.0	20.0	

Subject to change without notice. Please refer to your local Bossard E-Shop for the current assortment and dimensions.
Other variants upon request.

* Dimensions may differ according to the stroke setting of the tool.

FLAT HEAD AND LARGE FLAT HEAD

Blind clip-in nuts

FlexiNut series
Neoprene version

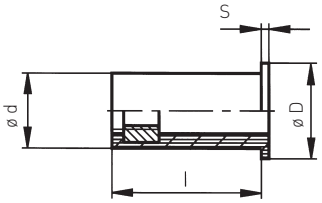

- Can be installed without tools
- Can be used blind (sections, pipes)
- Also suitable for blind holes
- Dampens shocks and vibration
- Dielectrically (insulating)

Material
Neoprene/thread insert of brass

Ordering data example: BN 25575 - M3 WNPA 11

Bossard Number BN

Thread size M5

Order code

BN 25575 – Flat head

Thread	Order code	Grip range	Hole-Ø/H +0.1	Ø d	Ø D	S	L
M3	M3 WNPA 11	0.4 – 4.0	8.0	7.9	11.0	1.2	11.4
M4	M4 WNPA 11	0.4 – 4.0	8.0	7.9	11.0	1.2	11.4
M5	M5 WNPA 16	0.9 – 5.9	9.7	9.6	14.0	1.0	16.0
	M5 WNPA 22	4.0 – 10.0			14.0	0.9	20.6
	M5 WNPA 25	7.9 – 15.0			14.0	1.3	25.2
M6	M6 WNPA 15	0.4 – 4.0	12.8	12.7	16.0	1.3	14.7
	M6 WNPA 19	4.7 – 8.7			16.0	1.3	19.0
	M6 WNPA 25	6.4 – 11.5			16.3	2.0	24.7
M8	M8 WNPA 15	0.4 – 4.0	16.0	15.9	21.5	3.2	18.3

BN 25576 – Large flat head

Thread	Order code	Grip range	Hole-Ø/H +0.1	Ø d	Ø D	S	L
M3	M3 WNPL 25	9.5 – 13.0	6.2	6.1	14.0	0.9	24.0
M4	M4 WNPL 13	0.4 – 4.4	8.0	7.9	19.1	1.5	12.7
M5	M5 WNPL 16G	0.8 – 5.8	9.7	9.6	19.0	4.7	16.3
	M5 WNPL 16J	0.8 – 5.8			19.0	2.0	16.0
M6	M6 WNPL 15	0.8 – 4.7	12.8	12.7	19.1	4.8	16.3

Subject to change without notice. Please refer to your local Bossard E-Shop for the current assortment and dimensions.
Other variants upon request.

Hand tools

BN 25091 – PNT 110

- Hand pliers for installing smaller series
- Suitable for repairs and laboratory purposes
- Weight: 0.68 kg
- Suitable for:

Blind rivet nuts	Thread sizes
Aluminum	M3/M4/M5/M6
Steel	M3/M4/M5/M6
Stainless steel	M3/M4/M5

- Standard set: M3/M4/M5/M6

BN 15671 – DFS 309 T

- Hand tool for inserting blind rivet nuts and blind rivet bolts
- Weight: 2.4 kg
- Suitable for:

Blind rivet nuts	Thread sizes
Steel/Aluminum	M4 – M8
Stainless steel	M4 – M8

Blind rivet bolts	Thread sizes
	M5 – M8

- Complete set in aluminum case

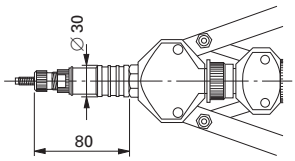

BN 25040 – KS 08

- Hand tool for inserting FASTEKS® FILKO® and ecosyn®-BCT blind rivet nuts
- Weight: ca. 1.7 kg
- Suitable for:

Blind rivet nuts	Thread sizes
Steel	M4 – M8
Stainless steel	M4 – M8
Aluminum	M4 – M10

- Standard set: M4 – M10



Subject to change without notice. Please refer to your local Bossard E-Shop for the current assortment and dimensions.
Other variants upon request.

Pneumatic-hydraulic tools

Technical data	KVT 206	KVT 810 Usuable for inserting blind rivet bolts, too.	KVT 912 Usuable for inserting blind rivet bolts, too.
	BN 27613	BN 25537	BN 25538
Weight	1.3 kg	1.88 kg	1.99 kg
Operating pressure	5 – 7 bar	5 – 7 bar	5 – 7 bar
Tensile force (at 6 bar)	10 kN	19.2 kN	30 kN
Stroke length	0 – 4.0 mm	0 – 6.0 mm	0 – 6.0 mm
Air consumption (at 7 bar)	about 0.9 l/Hub	about 1.8 l/Hub	about 2.5 l/Hub
Approx. height	155 mm	160.5	168
Approx. length	230 mm	344	354
Equipment	M4 – M6	M5 – M8	M8 – M12

Tool	Material	Thread sizes						
		M3	M4	M5	M6	M8	M10	M12
KVT 206	Aluminum	●	●	●	●	●	●	●
	Steel	●	●	●	●	●	●	●
	Stainless steel	●	●	●	●	●	●	●
KVT 810	Aluminum	●	●	●	●	●	●	●
	Steel	●	●	●	●	●	●	●
	Stainless steel	●	●	●	●	●	●	●
KVT 912	Aluminum	●	●	●	●	●	●	●
	Steel	●	●	●	●	●	●	●
	Stainless steel	●	●	●	●	●	●	●

- ● Recommended working range
- ● Possible working range
- ● Outside of the possible working range
- ● Limited working range depending on air pressure, shank shape, grip range/ plate thickness (enquire/carry out trials)

Subject to change without notice. Please refer to your local Bossard E-Shop for the current assortment and dimensions.
Other variants upon request.

Pneumatic-hydraulic tools

BN 6429 – 74200, stroke controlled

Technical data	
Weight	2.2 kg without equipment
Operating pressure	5 – 7 bar
Tensile force (at 5 bar)	19.1 kN
Stroke length	max. 7 mm
Approx. height	280 mm
Approx. length	250 mm
Equipment	without

Suitable for:

Blind rivet nuts	Thread sizes
Steel/aluminum	M3 – M12
Stainless steel	M3 – M10

BN 55432 – Prosert XTN20, force and stroke controlled

Technical data	
Weight	about 1.59 kg (with equipment M6)
Operating pressure	5 – 7 bar
Tensile force (at 5 bar)	17.65 kN
Stroke length	3 – 7 mm
Approx. height	273 mm
Approx. length	259 mm
Equipment	M4 – M8

Suitable for:

Blind rivet nuts	Thread sizes
Steel/aluminum/stainless steel	M3 – M6
Aluminum /steel	M8
Aluminum	M10

Subject to change without notice. Please refer to your local Bossard E-Shop for the current assortment and dimensions.
Other variants upon request.

PROVEN PRODUCTIVITY – A PROMISE TO OUR CUSTOMERS

The strategy for success

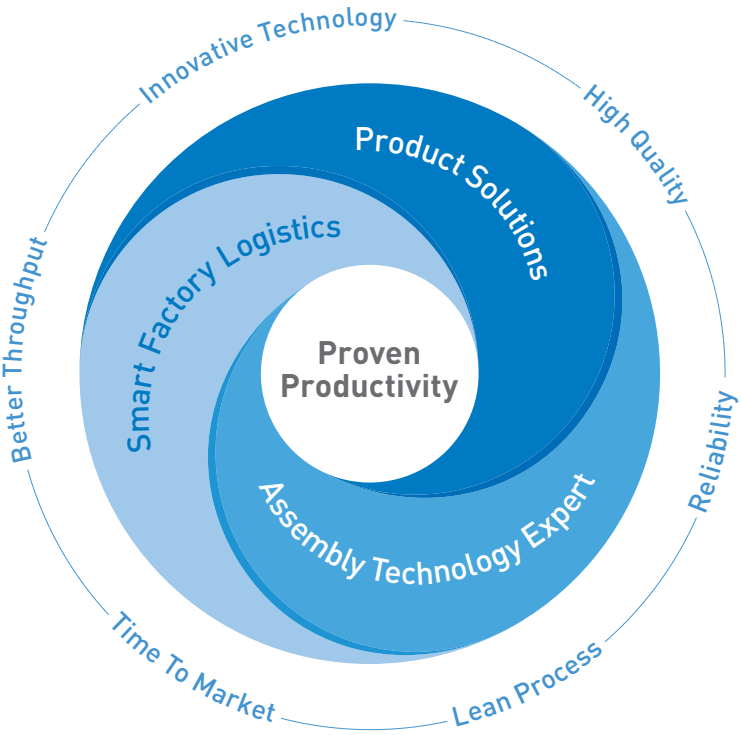

From years of cooperation with our customers we know what achieves proven and sustainable impact. We have identified what it takes to strengthen the competitiveness of our customers. Therefore we support our customers in three strategic core areas.

Firstly, when finding optimal **Product Solutions**, that is in the evaluation and use of the best fastening part for the particular function intended in our customers' products.

Second, our **Assembly Technology Expert** services deliver the smartest solutions for all possible fastening challenges. Our services cover from the moment our customers developing a new product, to assembly process optimization as well as fastening technology education for our customers' employees.

And thirdly, optimising our clients' productions in a smart and lean way with **Smart Factory Logistics**, our methodology, with intelligent logistics systems and tailor-made solutions.

Understood as a promise to our customers, "Proven Productivity" contains two elements: Firstly, that it demonstrably works. And secondly, that it sustainably and measurably improves the productivity and competitiveness of our customers.

And this for us is a philosophy which motivates us every day to always be one step ahead.

www.bossard.com

© Bossard / 0804_FASTEKS® FILKO® Blind rivet nuts / en / 04-2019 / Subject to change without notice.